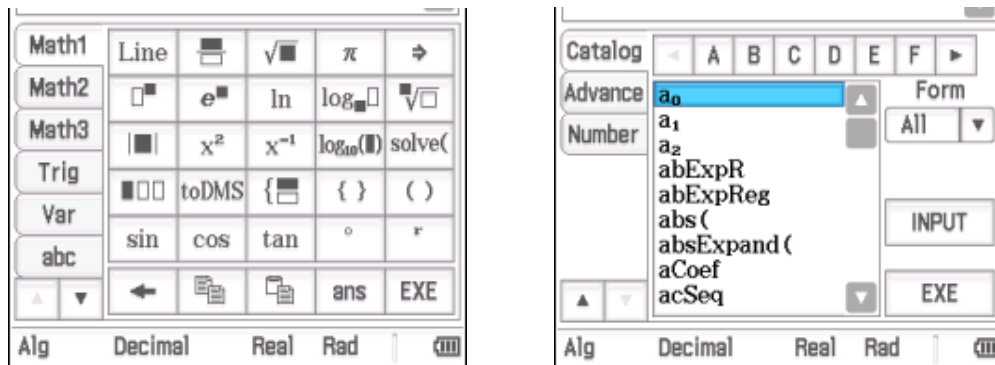


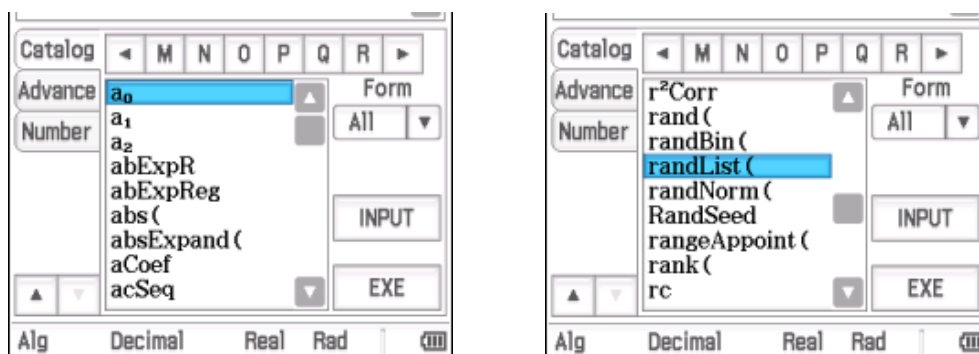
List of Random Numbers – Classpad

This walkthrough give the steps to generate a list of random numbers from a larger group.

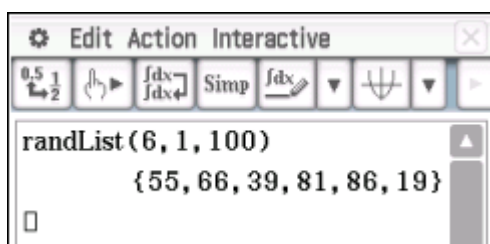
On the main screen open the keyboard. The **Tap** on the **Down Arrow** to access the **Catalog**.



Tap the **Right Arrow** until **R** appears. **Tap** on it and you will jump to R.
randList(is the function we are after.



The syntax is `randList(how many number you wish to select, start value, end value)`



If you want 6 random numbers between 1 and 100,
you would enter `randList(6,1,100)`
Then **Tap EXE**

You will get a different set of numbers each time.

